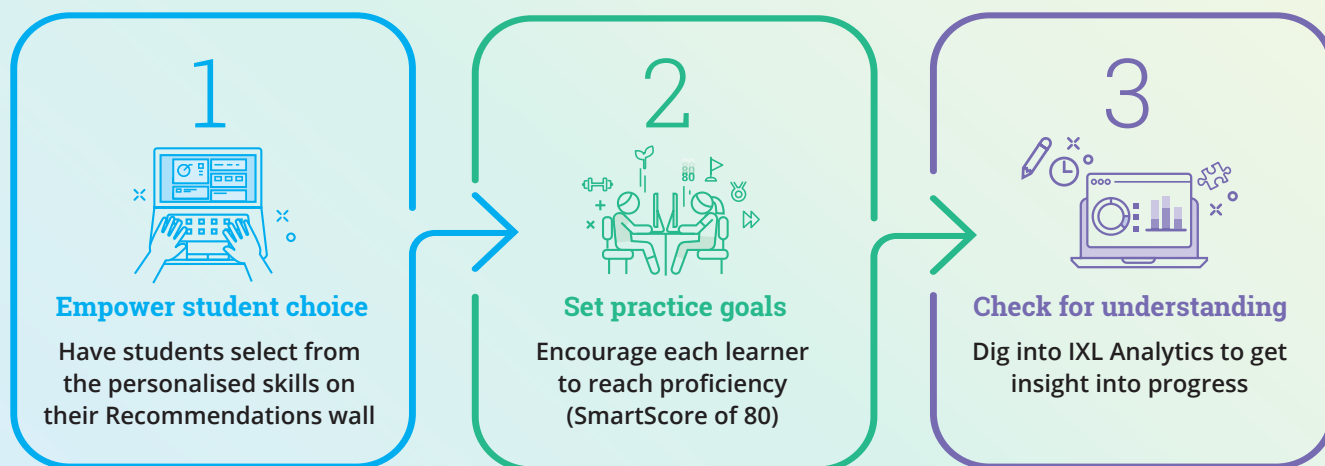


STEPS TO SUCCESSFUL IMPLEMENTATION

IXL's personalised guidance ensures your students are working on the best possible skills to help them grow.



LET'S TAKE A CLOSER LOOK AT HOW IXL HELPS YOU DELIVER PERSONALIZED LEARNING TO EVERY STUDENT

1.

Empower student choice



Have students visit the Recommendations wall

Every student on IXL has a Recommendations wall full of skills that have been hand-picked to help them grow. Encourage students to own their learning by choosing any skill that appeals to them. You can rest assured that each skill is at the right level and will help your students on their learning journey.

Recommendations

★ 66 suggestions from your teacher!

Here are all the maths and English skills recommended just for you, based on what you've been working on recently. Explore the different types of recommendations, and click on any skill you'd like to try!

Select the words that don't belong
Year 4 (50)

Select the **two** things that don't belong.

☒ brook

☒ creek

☒ road

☒ river


☒ stream

☒ tree

☒ Keep at it From the diagnostic arena

Mixed numbers: write the mixed number in words
Year 4 (53)

Write $3\frac{3}{5}$ in words.



☒ Keep at it From the diagnostic arena

Draw lines of symmetry
Year 4

Create line graphs
Year 4 (58)


During a meeting, the editor of The New York Chronicle showed her staff that too many spelling errors were making it into the newspaper. Use the data in the table to complete the line graph below.

Working on your graph: The New York Chronicle

Month	Spelling errors
January	80
March	60
May	40
July	30
September	20

Click to select points on the graph.

Spelling errors made on The New York Chronicle



☒ Keep at it Last practised on 17 March

Form and use the irregular past tense: set 4
Year 4

Complete the sentence with the verb in past tense.

He wear glasses to help him see.

2.

Set practice goals

Help every student reach their personal potential

There are 6 types of skill recommendations on IXL, and each one will help your students grow in a different way. For recommended skills that are new concepts for your students, encourage them to work to a SmartScore of 80 (proficiency).

**Try something new**

Explore new skills or topics you haven't practised yet.

**Work it out**

Stuck on a skill? Try working on these building block skills to help you tackle your trouble spots.

**Keep at it**

These are skills in which you're making progress but haven't yet reached excellence (SmartScore of 90).

**Go for gold**

You've already demonstrated excellence in these skills—now it's time to reach for mastery.

**Next up**

Extend your knowledge! Build upon the skills you've just learned by trying these natural next steps.

**From the diagnostic arena**

Based on your diagnostic stats, these targeted skills will help you improve and grow.

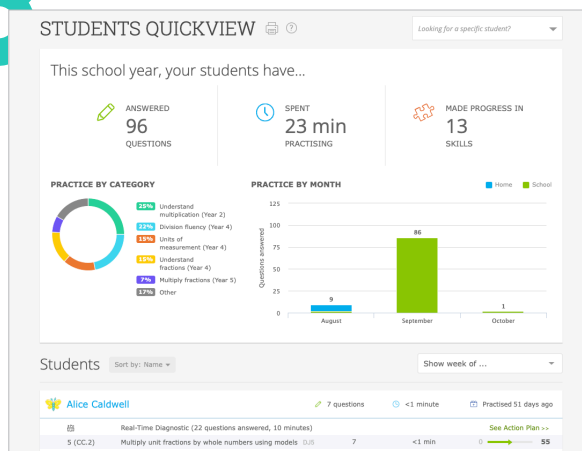
For a fun twist, create a theme for your class's personalised practice. Declare a Work it Out Wednesday or a Try Something New Tuesday!



3. Check for understanding

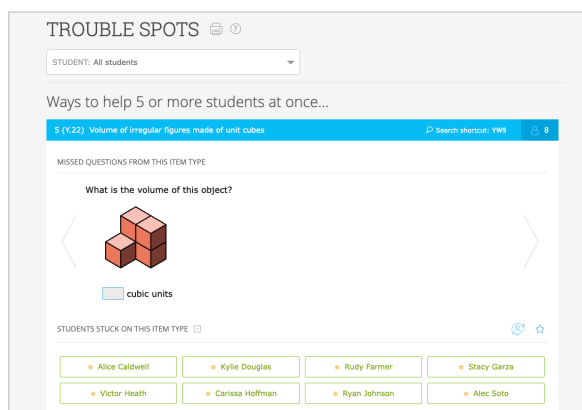
Students Quickview

Scan your Students Quickview to get an idea of which skills your students worked on and how much progress they made on each one.



Trouble Spots

Check your Trouble Spots report to see if any students are struggling with particular skills. Plan for an individual or small group reteach for any problem areas you uncover.



IMPLEMENTATION INSPIRATION

The IXL Recommendations wall can help you support students even when you can't be right by their side. Use the wall:

- As an option for early finishers
- When you're working with a small group
- For bell work
- When you have a substitute