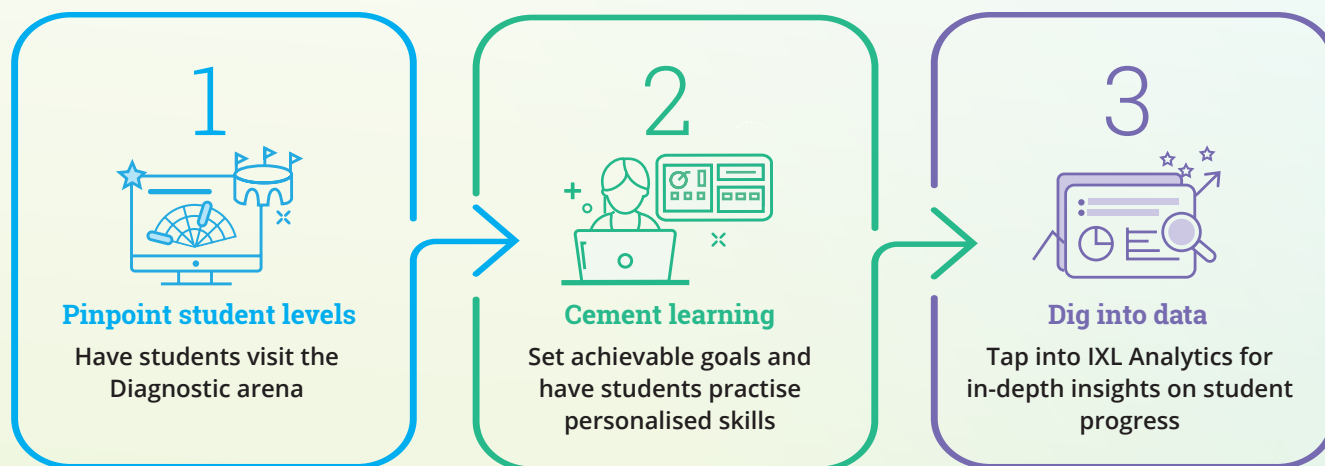


## STEPS TO SUCCESSFUL IMPLEMENTATION

IXL's powerful analytics and personalisation tools make it easy to set practical goals and progress monitor for every student.

At the beginning of every assessment cycle:



## LET'S TAKE A CLOSER LOOK AT HOW IXL SUPPORTS ONGOING PROGRESS MONITORING

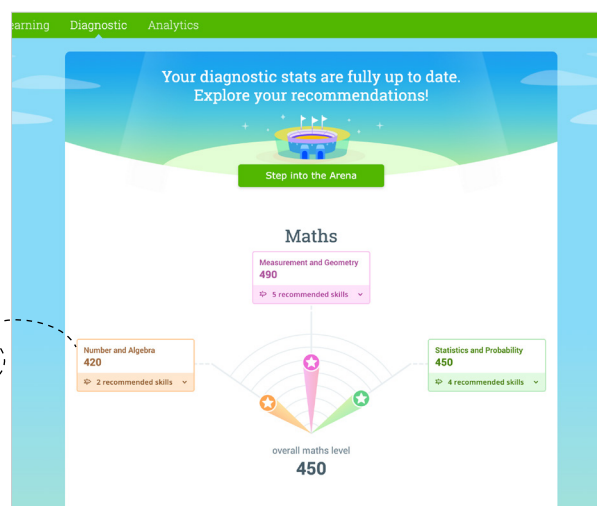
### 1.

### Pinpoint student levels



Have students step into the Diagnostic arena and answer questions until all of their levels have been pinpointed. This can be done in multiple sessions: It only takes 45 minutes to get pinpointed on a subject, and an additional 2 hours spread out through the school year to keep those levels up to date.

**Tip:** Diagnostic levels correspond to year levels. For example, a score of 600 indicates readiness to begin working on year 6 skills.



## 2. Cement learning

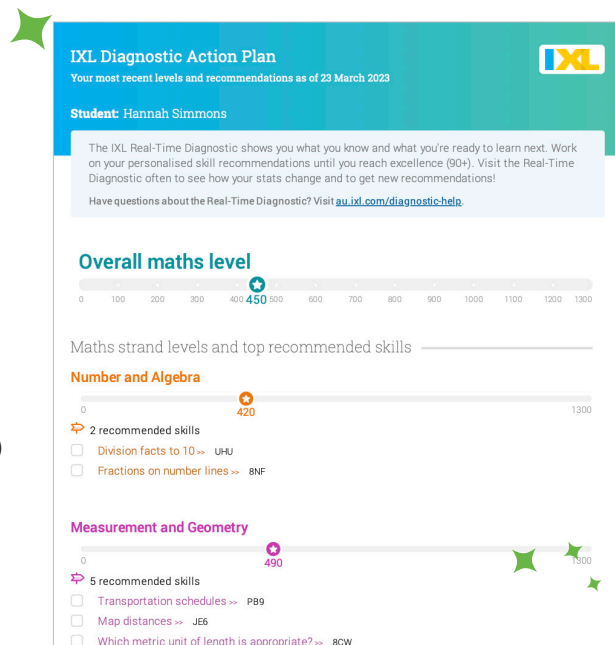
With insights from the diagnostic, IXL creates a personalised action plan for each student.

### Set achievable goals

Use each student's individual action plan to set attainable goals for this assessment cycle. Focus IEP goals around the lowest strand(s) and the recommended skills for that lowest strand.

Set a SmartScore goal of 80 (proficiency), then encourage students to strive for excellence (90) or mastery (100) if they feel ready.

**Pro Tip:** Share the printed report with parents during IEP meetings for concrete next steps they can implement at home.



### Practise personalised skills

Have each student click directly on their recommended IXL skills to practise them. They will be able to identify their strengths and weaknesses, own their learning, close gaps, and build confidence.

**Recommendations**

Here are all the maths and English skills recommended just for you, based on what you've been working on recently. Explore the different types of recommendations, and click on any skill you'd like to try!

66 suggestions from your teacher

**Select the words that don't belong**  
Year 4 (60)

Select the two things that don't belong.

☒ brook ☒ creek ☒ road

☒ river ☒ stream ☒ tree

☒ Keep at it ☐ From the diagnostic arena

**Mixed numbers: write the mixed number in words**  
Year 4 (53)

Write  $3\frac{2}{5}$  in words.

☒ Keep at it ☐ From the diagnostic arena

**Draw lines of symmetry**  
Year 4

Draw all the lines of symmetry for this shape.

**Create line graphs**  
Year 4 (68)

During a month, the staff at The New Northbush Chronicle checked her staff that too many spelling errors were making in the newspaper.

Use the data in the table to complete the line graph below.

Month	Spelling errors made in the New Northbush Chronicle
January	80
March	50
May	40
July	60
September	40

Click to select points on the graph.

Spelling errors made in the New Northbush Chronicle

☒ Keep at it ☐ Last practised on 17 March

**Form and use the irregular past tense: set 4**  
Year 4

Complete the sentence with the verb in past tense.

He wear glasses to help him see.

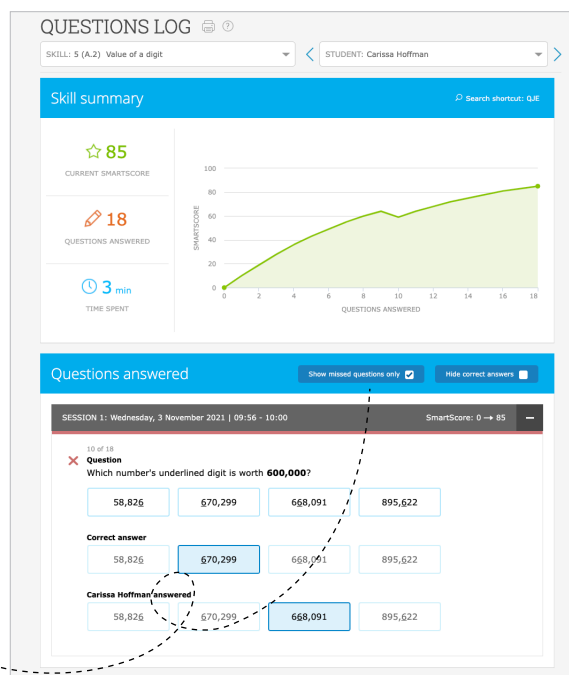
☒ Next up ☐ Because you excelled in 11.4 on 20 March

# 3. Dig into data

## For progress monitoring: Questions Log

Progress monitor individual student's work on specific skills using the Questions Log. Easily uncover any patterns or misconceptions in their work for an effective reteach.

**Pro tip:** Click "Show missed questions only" and "Hide correct answers," then print the report to create a helpful worksheet for one-on-one review with each student.

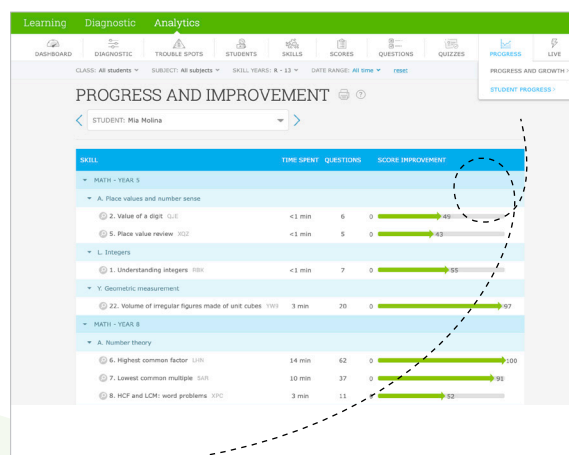


## For annual IEP review: Progress and Improvement

Visualize the growth your student has made on specific IXL skills, and see every skill they practised and their score progression for each.

Use this report to identify strengths and weaknesses, and along with the Diagnostic Action Plan, set new goals for the coming school year.

**Tip:** Get to this report quickly from [here!](#)



For more ideas on how to use IXL in your classroom, visit [au.ixl.com](https://au.ixl.com)